

...and you
can smile
again.

Ceramic tooth
implants – the
100% metal-free
solution for
missing teeth



ZERAMEX®
strong. bright. right.



ZERAMEX®

Dear patients,

There are many reasons for tooth loss, but whatever the cause, your quality of life is negatively impacted. Impaired chewing and speech frequently occurs, especially when more than one tooth is lost. Constant bone degeneration of the jaw can cause lasting problems.

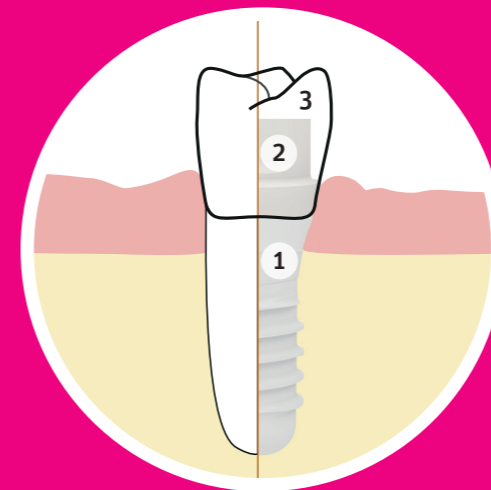
Implants as replacement tooth roots can be an optimal solution here and have a good chance of remaining permanently in the jawbone. They can replace individual teeth, restore a set of teeth or bridges and serve as a basis for fixed dentition or removable dentures.

Metal-free ZERAMEX® ceramic implants excel in terms of function, health and aesthetics.

Because your smile is worth it.

A dental implant **(1)** is an artificial tooth root that becomes securely embedded as the surrounding bone grows around it. After the time required for healing, the implant is provided with an abutment **(2)** onto which the actual crown **(3)** or bridge is placed. Even if you are missing all of your teeth, the implants serve as a base for the crowns and bridges or removable dentures. This system allows your teeth to be restored both functionally and aesthetically.

For you the patient, this means chewing without worry and an unselfconscious smile. Ceramic implants offer a stable base for your dentures and functionally counteract bone loss. In addition, the natural white hue of ceramics is an excellent basis for aesthetically pleasing results. This prevents the risk of visible gray metallic edges or a dark implant core that shows through.¹



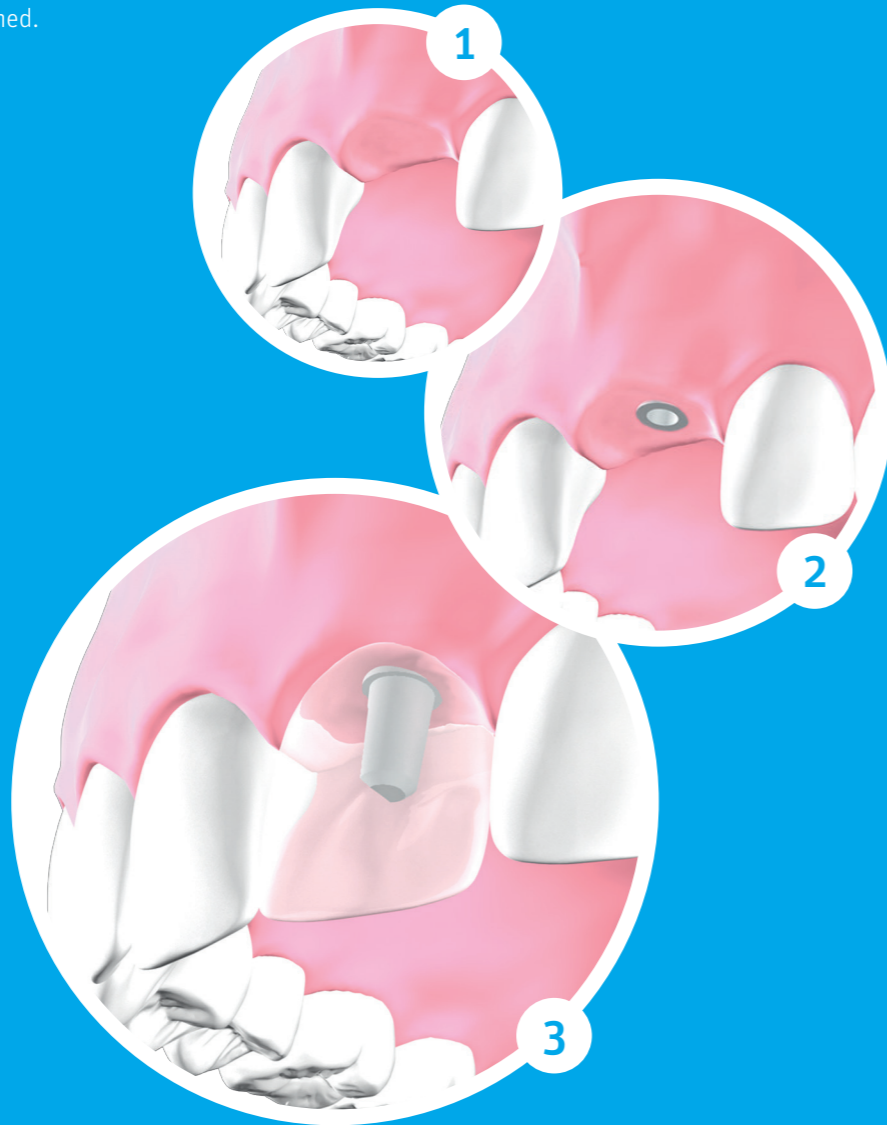
Suitable

for individual tooth restoration

There are many reasons for tooth loss: Accidents, illness or simply advancing age. A dental implant can be a seamless supplement to natural teeth. Your own teeth do not have to be ground as is the case with conventional tooth-based restorations, meaning that your natural tooth substance is retained.

- 1** The gap is clearly visible.
Prerequisite: The bone and gums are healthy.
- 2** The artificial tooth root (implant) is implanted into the jawbone.
- 3** The abutment is securely connected to the implant, and the crown is placed on top. The gap is closed, and function is restored.

The crown and metal-free tooth root replacement made of ceramic produce an aesthetically pleasing result.




Fits

into gaps in teeth

If you are missing more than one tooth and the gap is larger, dental implants can literally “bridge” the gap. Multiple dental implants ensure a firm grip (the number varies based on the clinical situation), allowing restoration of a continuous row of teeth.

- 1** Missing teeth must be replaced.
Prerequisite: The bone and gums are healthy.
- 2** The artificial tooth roots (implants) are implanted into the jawbone.
- 3** The abutments are securely connected to the implants, and the bridges are placed on top. The gap is closed, and function is restored.

Bridges and metal-free root replacements fit perfectly into your existing row of teeth. No grinding of the neighboring teeth is necessary.

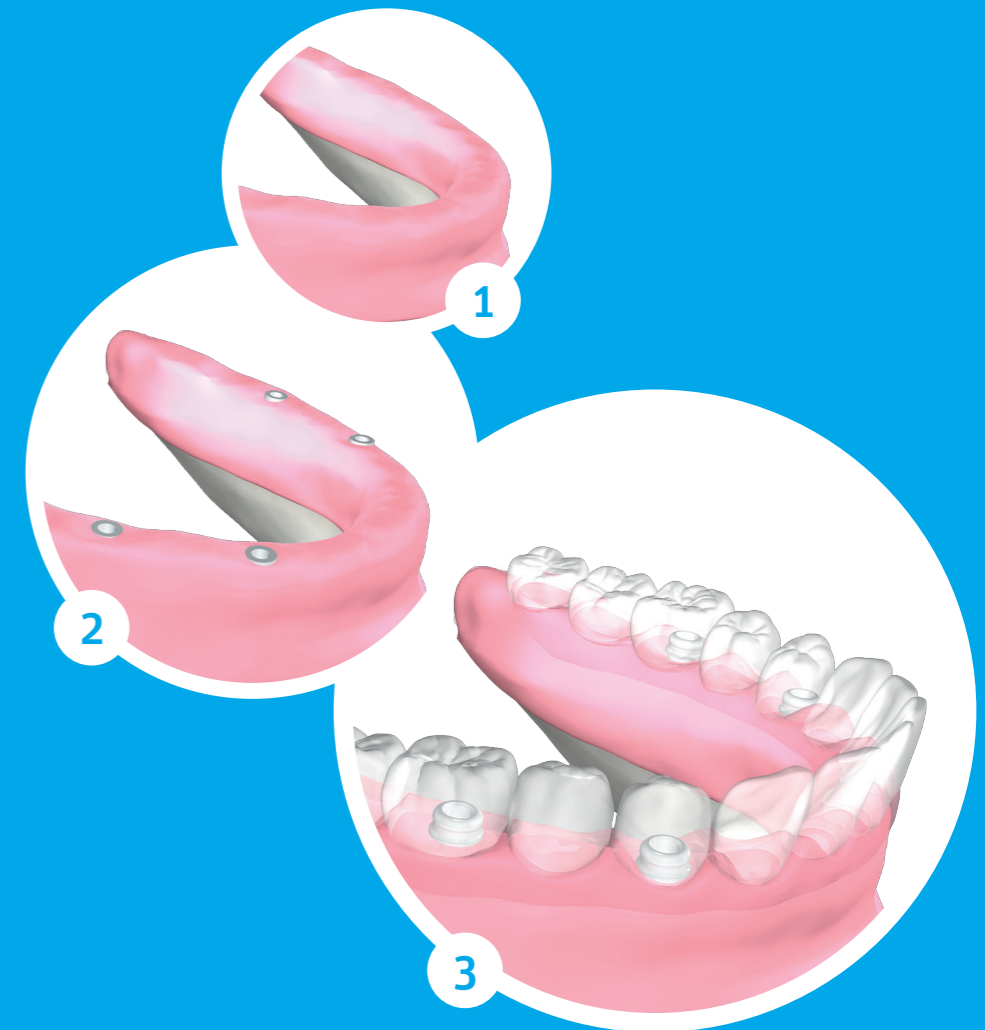




A stable basis for restorations with removable dentures

Even if all teeth have been lost, dental implants offer a reliable and attractive solution. Firmly seated within the bone, they offer a secure base for your removable dentures. Depending on your wishes and situation, there are several possible restoration methods. Tooth implants are intended to increase denture comfort, allowing you to bite firmly once again.

- 1 Missing teeth must be replaced. Prerequisite: The bone and gums are healthy.
- 2 The artificial tooth roots (implants) are implanted into the jawbone.
- 3 The abutments are securely connected to the implants. Your new removable dentures are placed on top. Your dental arch is complete, and function is restored.



Good reason to smile

Securely anchored tooth implants offer a strong hold and stability for your removable dentures while still allowing for easy oral hygiene. A convincing, natural appearance.

ZERAMEX® ceramic implants

Metal-free and corrosion-resistant

ZERAMEX® ceramic implants offer you confidence. Zirconium dioxide ceramic is highly biocompatible and corrosion-resistant, meaning that it is not broken down by the body and remains stable for a long time. Even in contact with certain mouth bacteria and other dental materials, the ceramic implants are not degraded.

This reduces the likelihood of inflammation of the surrounding gums.³



Gums love ceramic

The biocompatibility of the ceramics supports natural blood circulation in the gums and a reduced inflammation reaction as well as bone resorption. Studies⁴ have shown that the gingival blood flow around ceramic is similar to that of a natural tooth. With titanium on the other hand, the adjacent gums receive significantly less circulation by almost one fifth (18%) compared with a natural tooth.⁴ In addition, zirconium dioxide ceramic has an extremely smooth surface, making it harder for bacteria to gain purchase on this material. Studies have shown that bacterial adhesion on ceramic is less than on titanium. This facilitates oral hygiene and supports the patient in preventing gum inflammations.⁵



Minimizing risks

Two of the many risk factors that can lead to inflammations around the implant over the long term are reduced with ceramic implants.

1. Metallic corrosion^{2,3}: Ceramic implants are 100% metal-free and corrosion-resistant.
2. Plaque⁶: Ceramic implants are less susceptible to plaque.⁵



100% metal-free – for a high quality of life

Simply attractive

The requirements placed upon dental restorations have changed within recent years. In addition to health considerations, aesthetics are an important criterion in choosing the right solution. The 100-percent metal-free ceramic implants are artificial tooth roots that offer convincing aesthetics and function. The white color of zirconium dioxide is visually superior to the gray of titanium because it eliminates visible gray edges as well as a dark implant core showing through.¹



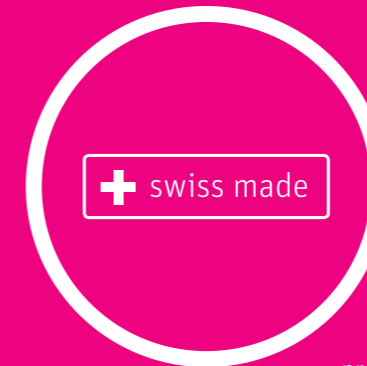
Clinically successful

The stability and long life of the ZERAMEX® implants have been tested with excellent results.⁷ The ZERAMEX® implants have proven themselves in clinical applications, and a healing success rate of over 96% has been observed.⁸ During product development, we collaborate with experienced users as well as university researchers.



Innovation & quality – Made in Switzerland

With the ZERAMEX® implants, Dentalpoint AG in Switzerland is a pioneer in two-part, metal-free implant solutions. Thanks to years of experience, continued development and innovation, we are currently a leading provider of ceramic implants in these areas. All ZERAMEX® implants are produced in Switzerland in accordance with very high quality standards.



The simple path to a healthy, long-lasting smile

DIAGNOSIS

Implants are individual solutions for dental restoration. Before any treatment, your dentist will painstakingly evaluate the best restoration options for your specific case. The dentist's recommendations are based on a comprehensive patient history and X-ray images (if bone situations are unclear, CT or DVT images may also be taken) and take into account your wishes and individual situation. A sufficient amount of bone must be available in order for the implant to succeed. If this is not the case, the bone is first built up.

RISKS
The implantation of one or more implants is a routine procedure for specialized dentists. Your dentist will inform you of individual possibilities and risks.



THE IMPLANT

The ZERAMEX® implant system consists of several parts: The artificial tooth root (implant), the abutment and the artificial tooth (crown/bridge/prosthesis) that is individually produced later in the laboratory.



IMPLANTATION

First the dentist prepares a corresponding implant bed in the jawbone under local anesthesia. The tooth root, in other words the implant, is then introduced into the bed.



HEALING

In order for the implant to become securely embedded in the jawbone, it is generally covered and stays under the gum flesh until the appointment for the restoration. The healing phase (which generally takes 3 to 6 months) can vary and is determined by your dentist. Depending on the specific case, your dentist will supply you with a provisional restoration. In other words, a temporary solution made of plastic is inserted which allows you to smile brightly again immediately after the implantation.



RESTORATION

The restoration (a crown, bridge or prosthesis) is fabricated in the laboratory with the assistance of an impression. After the healing phase is over, your dentist will first place the abutment on the implant, which is followed by the permanent restoration (a crown or bridge). In the case of a complete jaw restoration, retaining elements are inserted that will later function as a base for the removable dentures.



CARE & MONITORING

Dentures require regular care and should be checked frequently by your dentist. Your dentist will offer you tips and useful products for daily cleaning after the implantation. By committing to daily oral care, you will help your restoration last many years.